

# Xspan™

Laminoplasty Fixation System



Refined procedure to more safely  
relieve spinal stenosis

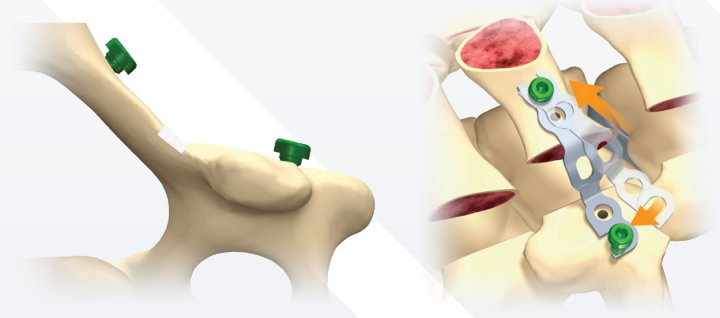
# Xspan™

## Laminoplasty Fixation System

The Xspan Laminoplasty Fixation System provides the option of placing the screws prior to destabilizing the lamina. Multiple plate options including hinge plates are available to manage varying pathology and instability.

### Safer Technique

Screws may be inserted prior to transection, followed by fast plate insertion to minimize duration of instability.



- Reduced lateral exposure is required using the side-by-side plate
- Maintain an increased distance from facets or foramina using the inline plate
- Plates are available with a malleable laminar hook, or with a mid-plate hole to secure an allograft block
- Hinge plates designed to stabilize the hinge side of the lamina






Plate	Inline With Hook	Inline No Hook	Side-by-Side With Hook	Side-by-Side No Hook	Hinge Plate Inline	Hinge Plate Side-by-Side
Length (mm)	6, 8, 10, 12	6, 8, 10, 12	6, 8, 10, 12	6, 8, 10, 12	n/a	n/a



Screw	Standard	Rescue
Length (mm)	2.6 mm	3.0 mm
	5,7,9	5,7,9



 888-886-9354  
 CS@xtantmedical.com  
 xtantmedical.com

INDICATIONS: See Package Insert for a more complete listing of indications, contraindications, warnings, precautions, and other important information. LIMITED WARRANTY and DISCLAIMER: Xtant Medical products have a limited warranty against defects and workmanship and materials. Any other express or implied warranties, including warranties of merchantability or fitness, are disclaimed. WARNING: In the USA, this product has labeling limitations. See package insert for complete information. CAUTION: USA Law restricts these devices to sale by or on the order of a physician.

Xspan™ is a product and trademark of Xtant Medical  
 © Xtant Medical. All Rights Reserved.